

# SUPERLIFE

THE SWISS FUNCTIONAL DESIGN



2022



# SUMMARY

<b>Anna.</b>	4-5
<b>Sharing.</b>	6-7
<b>Babar.</b>	8-9
<b>Penelope.</b>	10-11
<b>Octave.</b>	12-13
<b>Chapiteau.</b>	14-15
<b>Little Sister.</b>	16-17
<b>Medusa.</b>	18-19
<b>James.</b>	20-21
<b>Funambulb.</b>	22-23
<b>Liana.</b>	24-25
<b>Nestor.</b>	26-27
<b>Glouton.</b>	28-29
<b>Boss.</b>	30-31
<b>Mona.</b>	32-33
<b>Meuh.</b>	34-35
<b>Punkt.</b>	36-37
<b>Totem.</b>	38
<b>Product overview.</b>	39-44





# ANNA

## Sideboard.



### Anna.

*Anna is a practical open sideboard, which, thanks to its trays of different shapes, allows to vary the height of the objects on it. It also has a semi-visible part that allows a subtle play of transparency.*

*Anna will find its place in the entrance hall as well as in a bedroom, or even as a TV cabinet.*





# SHARING

## Sharing.

The sharing chair is very useful when you need to have an additional seat. In fact, the chair has a stool intergred that you can just remove from the chair. This smart function, allows you, with one chair, to have two great seats.



## Chair.







# BABAR

## Babar.

*Babar is a practical stool that has multiple uses. He can be used as a seat, to store books or even as a small table. With his openings on the side, it's easy to store magazines, journals or other catalogs. Babar is the ideal companion for a functional interior.*

## Stool.







# PENELOPE

## Penelope.

Penelope is the new way to effectively put away clothes while at the same time saving space by creating an adaptable wardrobe. Your Penelope can be customized according to your needs and to its surroundings thanks to its flexible system of which each part serves a different purpose.



## Wardrobe.





# OCTAVE



## Octave.

Octave is something special ! Sure, she's got a table top and legs just like any other coffee table but what makes her special is that she's furnished with a layer of cork on the surface.

Not only does it look unique but you can also put down your cup of tea or coffee without fear of causing any irreverible damage. The table top is supported by crossed table legs, an idea inspired by the forging craft.

Coffee Table.





# CHAPITEAU

## Pendant Lamp.

### Chapiteau.

Chapiteau is a pendant lamp inspired by the circus world who perfectly fits with your interior. The design gives it a light appearance and thanks to an integrated little switch, you can easily turn it on/off.







# LITTLE SISTER

## Little Sister.

*Little sister is a small contemporary bookcase that offers a multitude of storing possibilities. The variously shaped platforms allow you to place objects of all shapes and sizes without worrying about level heights. Whether she stands in a kitchen, in the living room or the bedroom, Little Sister will find her place anywhere in your home.*



# Book Shelf.





# MEDUSA

## Side Table.

### Medusa.

Medusa is the perfect side table for easy storage. Thanks to her 360-degree opening hidden by elastic bands, she will take care of your belongings all the while staying easily accessible. Thanks to Medusa, even your most precious accessories will be kept out of sight.







# JAMES



## James.

*James is the perfect stool designed for the modern work environment. With its small tablet it can be used to work, to have lunch or just to sit.*



## Stool.





# FUNAMBULB

## Funambulb.

Inspired by the techniques of chandlery, its long cable allows it to be moved or hung very easily in an interior and offers plenty of different options. By making knots, you can simply make it fit with the elements of your room.

## Lamp.








# LIANA

## Plant Stand.



### Liana.

*Liana is a plant stand that offers your plant support throughout its various stages of growth. From super small to really tall, Liana will be there as your plant grows allowing you to add on additional sections of the rising rod as needed.*







# NESTOR



## Nestor.

*Nestor is a hook which we can use to hang all sorts of things such as coat-hangers, towels, hats, coats and such. When it is not used, it is still a wall decoration.*



## Coat Hook.





# GLOUTON

## Glouton.

The invention of Glouton is born in order to limit pollution generated by plastic bags. From the manufacturing until the destruction, a lot of energy is consumed by these small objects used on a daily basis. Also, these plastic bags are quite often responsible of greenhouse gas emission. The main goal of Glouton is to increase their lifetime so they can be re-used easily. Therefore, the use of plastic bags is considerably decreased.

Glouton has an opening which is covered with elastic fabric bands. We can easily have access by hands in order to store plastic bags in. Finally, on the back, there is a space with regard to an additional storage for paper bags.



## Shelf.





# BOSS



## Boss.

*Boss is an office organizer that will help you in a hard day at work. With his magnets and elastic bands you can put on it everthing you need! Boss may be installed on your desk or hung on the wall to perfectly fit with your workstation.*

# Office Organizer.





# MONA



## Mona.

*"Dear mirror, I'm still going to ask you the question for the sake of the game although I have no doubt about the answer. Oh mirror, tell me who is the most beautiful ? "*  
*"You, of course! And the flowers you selected match your reflection beautifully."*  
 MONA is a mirror with a removable vase on which you can add your personal touches thanks to the magnets provided.

## Mirror.







**MEUH**

**Meuh.**

*Would you like to add a Swiss Touch to your wall? With the MEUH series of coat hooks, inspired by our most beautiful Swiss cows, you can hang clothes hangers, jackets, scarves or any other garment in style. Thanks to their flat side, you can also magnetize your most beautiful postcards. Meuuuuh !*

**Coat hook.**







# PUNKT

## Table.

### Punkt.

*The PUNKT series is made in Switzerland from solid materials: the frame is made of powder-coated steel and the top is made of plywood.*

*The name PUNKT refers to the cylinder that appears on the top – a functional detail and a recognisable signature graphic design from this series – which makes a dot when seen from above.*

*The high table is intended for companies that want to give their events a personal touch, while the coffee table and dining table versions are equally fitting for public and private settings.*

*Thanks to an ingenious process, PUNKT can be disassembled into three pieces and easily stored in a cupboard.*



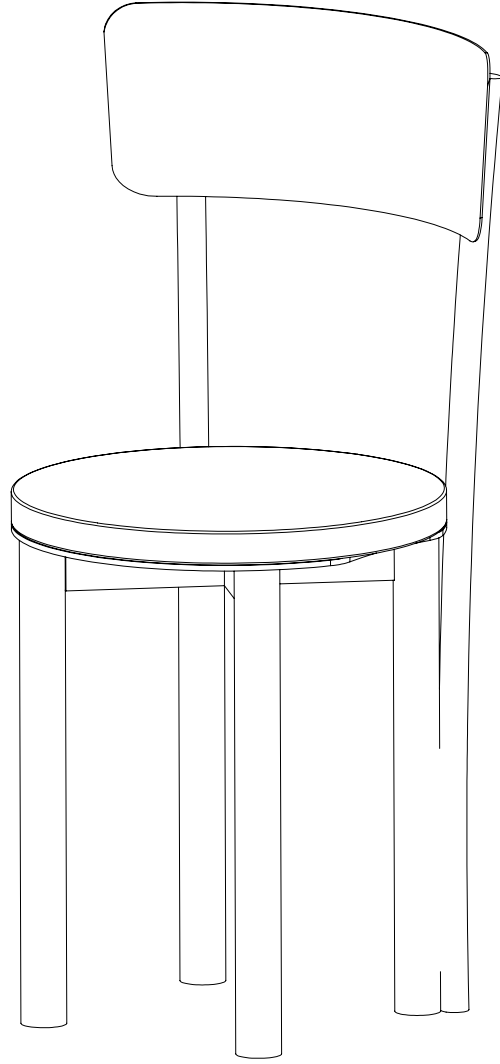


# Bottle Opener.

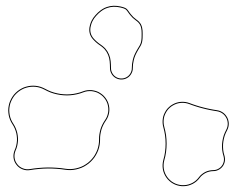
**TOTEM**



# PRODUCT OVERVIEW







## MEUH

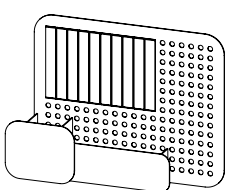
COAT HOOK

**MATERIALS** POWDERCOATED STEEL  
MAGNETS.

**DIMENSIONS** **S** 78x109x32 / **M** 100x123x32 / **L** 125x150x32

**COLORS**

BLACK



## BOSS


OFFICE ORGANIZER

**MATERIALS** POWDERCOATED STEEL.  
ELASTIC FABRIC BANDS.

**DIMENSIONS** L 430 / W 84 / H 320 mm

**COLORS**

BLACK LIGHT GREY CHARCOAL  
PEACH GREY BLUE GREEN SAGE



## SHARING

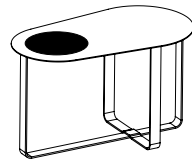
CHAIR

**MATERIALS** POWDERCOATED ALUMINIUM.  
OAK.

**DIMENSIONS** L 440 / W 420 / H 840 (back)  
H 470 mm (seat)

**COLORS**

BLACK LIGHT GREY TAUPE  
GREEN SAGE



## OCTAVE OVAL

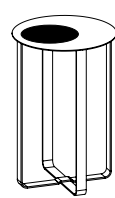
COFFEE TABLE

**MATERIALS** POWDERCOATED STEEL AND  
NATURAL CORK.

**DIMENSIONS** L 680 / W 380 / H 400 mm

**COLORS**

BLACK LIGHT GREY CHARCOAL  
PEACH GREY BLUE GREEN SAGE  
TAUPE WHITE SILK



## OCTAVE SMALL

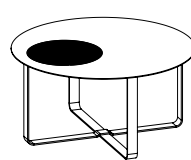
COFFEE TABLE

**MATERIALS** POWDERCOATED STEEL AND  
NATURAL CORK.

**DIMENSIONS** W Ø400 / H 600 mm

**COLORS**

BLACK LIGHT GREY CHARCOAL  
PEACH GREY BLUE GREEN SAGE  
TAUPE WHITE SILK



## OCTAVE MEDIUM

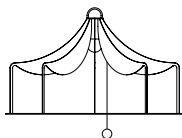
COFFEE TABLE

**MATERIALS** POWDERCOATED STEEL AND  
NATURAL CORK.

**DIMENSIONS** W Ø700 / H 350 mm

**COLORS**

BLACK LIGHT GREY CHARCOAL  
PEACH GREY BLUE GREEN SAGE  
TAUPE WHITE SILK



## CHAPITEAU MEDIUM

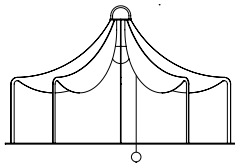
PENDANT LAMP

**MATERIALS** POWDERCOATED STEEL

**DIMENSIONS** Ø 700 / H 420 mm

**COLORS**

BLACK LIGHT GREY CHARCOAL  
PEACH GREY BLUE GREEN SAGE  
TAUPE



## CHAPITEAU LARGE

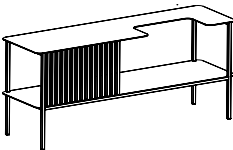
PENDANT LAMP

**MATERIALS** POWDERCOATED STEEL

**DIMENSIONS** Ø 1000 / H 590 mm

**COLORS**

BLACK LIGHT GREY CHARCOAL  
PEACH GREY BLUE GREEN SAGE  
TAUPE



## ANNA

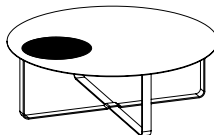
SIDEBOARD

**MATERIALS** POWDERCOATED STEEL

**DIMENSIONS** L 1200 / W 350 / H 500

**COLORS**

BLACK LIGHT GREY CHARCOAL  
PEACH GREY BLUE GREEN SAGE  
TAUPE WHITE SILK



## OCTAVE LARGE

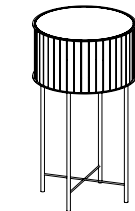
COFFEE TABLE

**MATERIALS** POWDERCOATED STEEL AND  
NATURAL CORK.

**DIMENSIONS** W Ø900 / H 300 mm

**COLORS**

BLACK LIGHT GREY CHARCOAL  
PEACH GREY BLUE GREEN SAGE  
TAUPE WHITE SILK



## MEDUSA SMALL

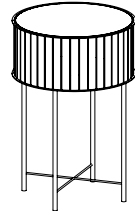
SIDE TABLE

**MATERIALS** POWDERCOATED STEEL AND  
ELASTIC FABRIC BANDS.

**DIMENSIONS** W Ø290 / H 500 mm

**COLORS**

BLACK PEACH GREY BLUE



## MEDUSA LARGE

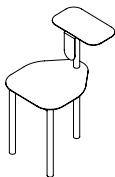
SIDE TABLE

**MATERIALS** POWDERCOATED STEEL AND  
ELASTIC FABRIC BANDS.

**DIMENSIONS** W Ø360 / H 500 mm

**COLORS**

BLACK PEACH GREY BLUE



## JAMES

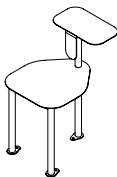
STOOL

**MATERIALS** POWDERCOATED STEEL

**DIMENSIONS** L 580 / W 400 / H 680 mm

**COLORS**

BLACK LIGHT GREY CHARCOAL  
PEACH GREY BLUE GREEN SAGE  
TAUPE WHITE



## JAMES OUTDOOR

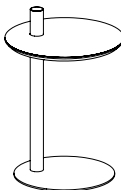
STOOL

**MATERIALS** POWDERCOATED STEEL

**DIMENSIONS** L 580 / W 400 / H 680 mm  
With floor fixations

**COLORS**

BLACK LIGHT GREY CHARCOAL  
PEACH GREY BLUE GREEN SAGE  
TAUPE WHITE



## PUNKT 60

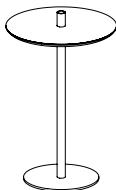
COFFEE TABLE

**MATERIALS** LAMINATE PLAYWOOD  
POWDERCOATED STEEL  
PS.

**DIMENSIONS** Ø 495 / H TABLE TOP 600 / H TOTAL 695 mm

**COLORS**

BLACK SILK WHITE



## PUNKT 110

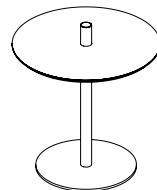
HIGH TABLE

**MATERIALS** LAMINATE PLAYWOOD  
POWDERCOATED STEEL  
PS.

**DIMENSIONS** Ø 735 / H TABLE TOP 1100 / H TOTAL 1195 mm

**COLORS**

BLACK SILK WHITE



## PUNKT 74

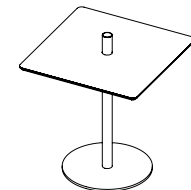
DINING TABLE

**MATERIALS** LAMINATE PLAYWOOD  
POWDERCOATED STEEL  
PS.

**DIMENSIONS** Ø 735 / H TABLE TOP 740 / H TOTAL 835 mm

**COLORS**

BLACK SILK WHITE



## PUNKT 74 SQUARE

DINING TABLE

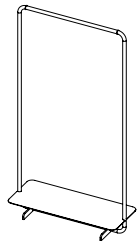
**MATERIALS** LAMINATE PLAYWOOD  
POWDERCOATED STEEL  
PS.

**DIMENSIONS** L 735 / W 735 / H TABLE TOP 740  
H TOTAL 835 mm

**COLORS**

BLACK SILK WHITE





## PENELOPE M1

WARDROBE

**MATERIALS** POWDERCOATED STEEL

**DIMENSIONS** L 850 / W 350 / H 1650 mm

**COLORS**

BLACK	LIGHT GREY	CHARCOAL
PEACH	GREY BLUE	GREEN SAGE
TAUPE	WHITE	



## PENELOPE M2

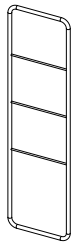
WARDROBE

**MATERIALS** POWDERCOATED STEEL

**DIMENSIONS** L 450 / W 25 / H 1650 mm

**COLORS**

BLACK	LIGHT GREY	CHARCOAL
PEACH	GREY BLUE	GREEN SAGE
TAUPE	WHITE	



## PENELOPE M3

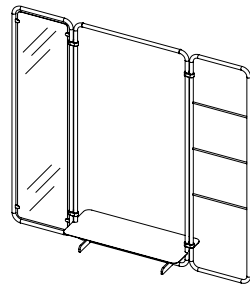
WARDROBE

**MATERIALS** POWDERCOATED STEEL

**DIMENSIONS** L 450 / W 25 / H 1650 mm

**COLORS**

BLACK	LIGHT GREY	CHARCOAL
PEACH	GREY BLUE	GREEN SAGE
TAUPE	WHITE	



## PENELOPE COMPOSITION 5-1-3

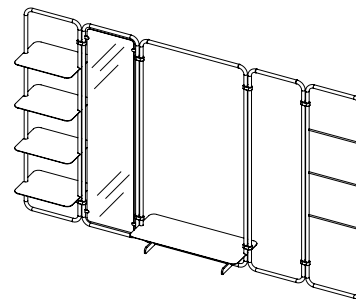
WARDROBE

**MATERIALS** POWDERCOATED STEEL. MIRROR.

**DIMENSIONS** L 1790 / W 350 / H 1650 mm

**COLORS**

BLACK	LIGHT GREY	CHARCOAL
PEACH	GREY BLUE	GREEN SAGE
TAUPE	WHITE	



## PENELOPE COMPOSITION 4-5-1-2-3

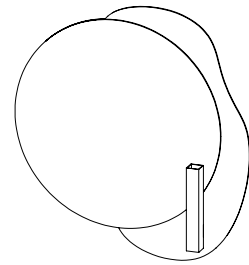
WARDROBE

**MATERIALS** POWDERCOATED STEEL. MIRROR.

**DIMENSIONS** L 2730 / W 350 / H 1650 mm

**COLORS**

BLACK	LIGHT GREY	CHARCOAL
PEACH	GREY BLUE	GREEN SAGE
TAUPE	WHITE	



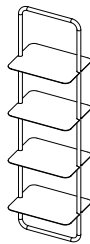
## MONA MEDIUM

MIRROR

**MATERIALS** MIRROR. POWDERCOATED STEEL. GLASS. MAGNETS.

**DIMENSIONS** L 569 / W 10 / H 602 / Glass Ø500 mm

**COLORS** BLACK



## PENELOPE M4

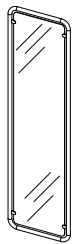
WARDROBE

**MATERIALS** POWDERCOATED STEEL

**DIMENSIONS** L 450 / W 350 / H 1650 mm

**COLORS**

BLACK	LIGHT GREY	CHARCOAL
PEACH	GREY BLUE	GREEN SAGE
TAUPE	WHITE	



## PENELOPE M5

WARDROBE

**MATERIALS** POWDERCOATED STEEL. MIRROR.

**DIMENSIONS** L 450 / W 25 / H 1650 mm

**COLORS**

BLACK	LIGHT GREY	CHARCOAL
PEACH	GREY BLUE	GREEN SAGE
TAUPE	WHITE	



## PENELOPE M6

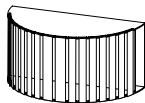
WARDROBE

**MATERIALS** POWDERCOATED STEEL

**DIMENSIONS** L 450 / W 350 / H 1650 mm

**COLORS**

BLACK	LIGHT GREY	CHARCOAL
PEACH	GREY BLUE	GREEN SAGE
TAUPE	WHITE	



## GLOUTON

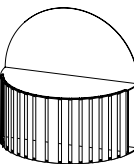
SHELF

**MATERIALS** POWDERCOATED STEEL AND ELASTIC FABRIC BANDS.

**DIMENSIONS** L 290 / W 150 / H 155 mm

**COLORS**

BLACK	PEACH	GREY BLUE
-------	-------	-----------



## GLOUTON MIRROR

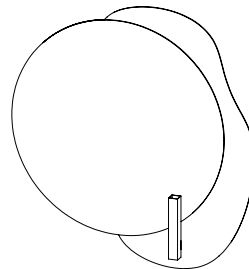
SHELF

**MATERIALS** POWDERCOATED STEEL, MIRROR PLATE AND ELASTIC FABRIC BANDS.

**DIMENSIONS** L 290 / W 150 / H 325 mm

**COLORS**

BLACK	PEACH	GREY BLUE
-------	-------	-----------



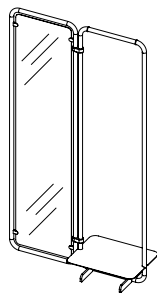
## MONA LARGE

MIRROR

**MATERIALS** MIRROR. POWDERCOATED STEEL. GLASS. MAGNETS.

**DIMENSIONS** L 796 / W 10 / H 843 / Glass Ø700 mm

**COLORS** BLACK



## PENELOPE COMPOSITION 5-6

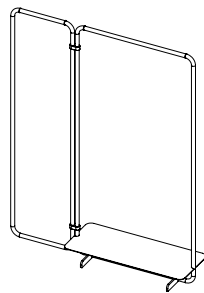
WARDROBE

**MATERIALS** POWDERCOATED STEEL. MIRROR.

**DIMENSIONS** L 920 / W 350 / H 1650 mm

**COLORS**

BLACK	LIGHT GREY	CHARCOAL
PEACH	GREY BLUE	GREEN SAGE
TAUPE	WHITE	



## PENELOPE COMPOSITION 2-1

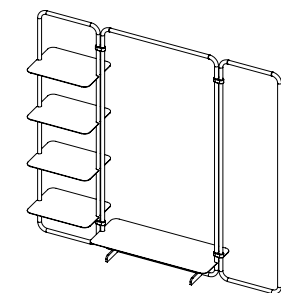
WARDROBE

**MATERIALS** POWDERCOATED STEEL

**DIMENSIONS** L 1320 / W 350 / H 1650 mm

**COLORS**

BLACK	LIGHT GREY	CHARCOAL
PEACH	GREY BLUE	GREEN SAGE
TAUPE	WHITE	



## PENELOPE COMPOSITION 4-1-2


WARDROBE

**MATERIALS** POWDERCOATED STEEL

**DIMENSIONS** L 1790 / W 350 / H 1650 mm

**COLORS**

BLACK	LIGHT GREY	CHARCOAL
PEACH	GREY BLUE	GREEN SAGE
TAUPE	WHITE	



## NESTOR

COAT HOOK

**MATERIALS** POWDERCOATED STEEL

**DIMENSIONS** L 210 / W 200 mm

**COLORS**

BLACK	LIGHT GREY	CHARCOAL
PEACH	GREY BLUE	GREEN SAGE
TAUPE	WHITE	



## TOTEM

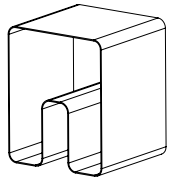
BOTTLE OPENER

**MATERIALS** POWDERCOATED STEEL

**DIMENSIONS** W 18 / H 150 mm

**COLORS** LUMINOUS ORANGE





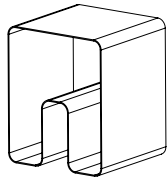
## BABAR

STOOL

**MATERIALS** POWDERCOATED STEEL

**DIMENSIONS** L 300 / W310 / H 390 mm

**COLORS**



## BABAR OUTDOOR

STOOL

**MATERIALS** POWDERCOATED STEEL

**DIMENSIONS** L 300 / W310 / H 390 mm

**COLORS**



## LIANA SMALL

PLANT STAND

**MATERIALS** POWDERCOATED STEEL

**DIMENSIONS** W Ø240 / H1 970 / H2 1500 mm

**COLORS**



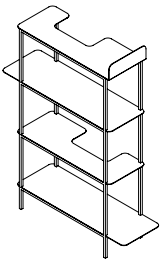
## LIANA LARGE

PLANT STAND

**MATERIALS** POWDERCOATED STEEL

**DIMENSIONS** W Ø305 / H1 1070 / H2 1500 mm

**COLORS**



## LITTLE SISTER

BOOK SHELF

**MATERIALS** POWDERCOATED STEEL

**DIMENSIONS** L 1000 / W 300 / H 1430 mm

**COLORS**



## FUNAMBULB

LAMP

**MATERIALS** POWDERCOATED STEEL AND 7 METERS OF TEXTIL CABLE. BULB E27 4W LED INCLUDED.

**DIMENSIONS** L 270 / W 125 mm

**COLORS**



# + SWISS MADE



WELCOME  
TO THE SUPERLIFE  
FAMILY.

### The Swiss Functional Design.

We don't design chairs only to sit on, tables just to display things, or lamps that simply light up a room.

We design furniture to combat over-consumption, waste, and the ubiquity of non-functional objects. We believe that when you create and invest in furniture with superpowers, you contribute to a more beautiful and ethical future. As students, we often questioned designers' intentions. We witnessed the industry yield to fleeting trends. To be a designer meant to contribute to an ecosystem of mass production and mass waste.

That was then. Today, we are carving a new path...Trend innovation is easy, creating functional furniture is hard but worth it. Our design philosophy is that form should always follow function, never the other way around.



# **SUPERLIFE**

THE SWISS FUNCTIONAL DESIGN

FOLLOW US ON



**SUPERLIFEDESIGN**

**SALES@SUPERLIFE.CH**

**WWW.SUPERLIFE.CH**

